

A Convenient Method for [^{14}C]Carbonylation Reactions

Charles S. Elmore, Dennis C. Dean and David G. Melillo

Dept of Drug Metabolism, Merck Research Laboratories,

RY80R-104, PO Box 2000, Rahway, NJ 07065

SUMMARY

A simple, efficient method for generation of ^{14}CO from $\text{Ba}^{14}\text{CO}_3$ has been developed. Reduction of $^{14}\text{CO}_2$ using LiBEt_3H gave [^{14}C]formate in good yield which was treated with conc. H_2SO_4 to effect dehydration to ^{14}CO . Through direct attachment of a reaction vessel containing aryl substrate and $\text{Pd}(0)$ catalyst, [^{14}C]carbonylation reactions were performed without the use of a mercury transfer pump. [^{14}C]Carbonylation reactions using ^{14}CO generated in this manner have been shown to proceed in good yield with a variety of substrates.

Key Words: Palladium catalyzed carbonylation, [^{14}C]CO, [^{14}C]formic acid.

INTRODUCTION

Transition metal catalyzed carbonylation reactions have become a standard means of one-carbon homologation using aryl or vinyl halide and triflate substrates.¹ These reactions are performed under mild conditions which are compatible with a wide range of functional groups, permitting efficient access to ketones,² carboxylic acids,³ esters⁴ and amides.⁵ Application of this methodology to labeled synthesis using [^{14}C]carbon monoxide would be an attractive, general protocol for late-stage radiocarbon introduction into complex organic molecules. Surprisingly, very few examples of [^{14}C]carbonylation have been reported. This can be attributed to a

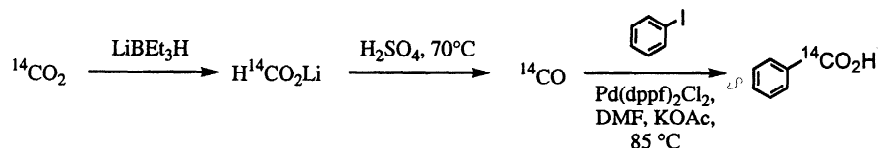
variety of factors which include the non-condensable nature of ^{14}CO causing cumbersome procedures for its transfer after generation and the instability of the radioactive gas to long-term storage.⁶ Additionally, the efficiency of many carbonylation reactions using stoichiometric quantities of ^{14}CO under sub-atmospheric pressure is unclear. Herein, we describe a procedurally convenient, one-pot generation of ^{14}CO from $\text{Ba}^{14}\text{CO}_3$ and its subsequent direct use in [^{14}C]carbonylation reactions.

RESULTS AND DISCUSSION

The method most often used for generation of ^{14}CO involves reduction of $^{14}\text{CO}_2$ gas over a bed of zinc dust at $>400\text{ }^\circ\text{C}$.⁷ This process requires a high temperature oven containing a column of zinc dust and a Toepler mercury pump for transferring ^{14}CO to the reaction vessel. We initially evaluated this method using the carbonylation of iodobenzene to benzoic acid as a model reaction. While reasonable radiochemical yields of benzoic acid (30-45% using 2 equivalents of $^{14}\text{CO}_2$) could be obtained, several practical drawbacks were apparent, including (1) multiple passes of $^{14}\text{CO}_2$ through the zinc bed were required for optimal yield of ^{14}CO , making the process labor intensive; (2) using standard size glassware and oven, the process was not effective for conversion of quantities of $^{14}\text{CO}_2$ below 1 mmol; (3) the size and complexity of the apparatus make routine reassembling impractical and was, therefore, best suited for use in a dedicated fume hood; (4) mercury contamination and disposal, especially when radioactive, were undesirable.

An alternative carbon monoxide generating reaction is the dehydration of formic acid with conc. sulfuric acid.⁸ We found this approach was efficiently initiated from $^{14}\text{CO}_2$ by reduction to [^{14}C]formate with LiBEt_3H in *ca.* 80% yield (equation). Treatment of the crude reaction mixture with sulfuric acid followed by heating to $70\text{ }^\circ\text{C}$ for 1h provided effective conversion to ^{14}CO .⁹ In order to conduct on-line [^{14}C]carbonylation reactions, a flask containing iodobenzene, KOAc, and [1,1-Bis(diphenylphosphino)ferrocene]dichloropalladium(II) ($\text{Pd}(\text{dppf})_2\text{Cl}_2$) in DMSO was attached prior to the addition of

sulfuric acid. Following completion of the dehydration, the reaction vessel was heated at 85 °C for 15 h to provide [¹⁴C]benzoic acid in a 72 % isolated yield.

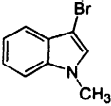
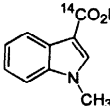
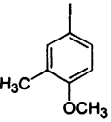
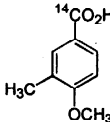
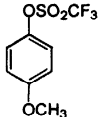
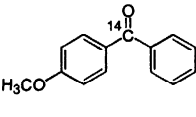


Equation. [¹⁴C]Carbonylation reaction of iodobenzene from ¹⁴CO₂.

In an effort to further simplify the procedure, we examined the dehydration of aqueous lithium [¹⁴C]formate. Quenching of the LiBEt₃H reaction mixture with water provided a crude solution of lithium [¹⁴C]formate in *ca* 80 % yield. Dropwise addition of conc. sulfuric acid as before to this solution produced carbonylation yields of [¹⁴C]benzoic acid similar to that of the anhydrous, non-isolation method. In this manner, routine [¹⁴C]carbonylation reactions could be performed rapidly by allocation of a crude lithium [¹⁴C]formate aqueous stock solution. Extended storage of the stock solution, frozen at -30 °C for 5 months, resulted in no significant decrease in carbonylation yields, indicating good radiochemical stability of the lithium [¹⁴C]formate.

The use of these procedures for the [¹⁴C]carbonylation of several halides and one triflate to provide a variety of carbonyl containing products was investigated (Table). The reactions were typically performed with *ca* 2 equivalents of Ba¹⁴CO₃. In the case of iodobenzene, only a slight decrease in yield was observed when the amount of Ba¹⁴CO₃ was reduced to 1 equivalent (entry 1); however, a more significant effect was observed using bromobenzene (entry 4). The use of 1 equivalent of iodobenzene and 1 equivalent of Ba¹⁴CO₃ actually represents a slight undercharge of the halide since the conversion of Ba¹⁴CO₃ to [¹⁴C]formic acid was shown to proceed in *ca* 80% yield. Therefore, the 72% yield shown (entry 1) can be more accurately represented as a 90% radiochemical yield based on ¹⁴CO. The lower yield of 1-methyl-3-indole[¹⁴C]carboxylic acid (entry 5) was most likely a result of the decomposition of 1-methyl-3-bromoindole under the reaction conditions.

Table. Synthesis of C-14 labeled carbonyl compounds *via* carbonylation of various substrates.^a

Entry	Substrate	Product	Catalyst	Yield ^{b,c}
1	PhI	Ph ¹⁴ CO ₂ H	Pd(dppf) ₂ Cl ₂	72 % ^d , 80 %
2	PhI	Ph ¹⁴ CO ₂ Me	Pd(dppf) ₂ Cl ₂	71 %
3	PhI	Ph ¹⁴ CHO	Pd(dppf) ₂ Cl ₂	67 %
4	PhBr	Ph ¹⁴ CO ₂ H	Pd(PPh ₃) ₄	60 % ^d , 78 % ^e
5			Pd(PPh ₃) ₄	41 % ^e
6			Pd(dppf) ₂ Cl ₂	69 %
7			Pd(dppf) ₂ Cl ₂	46 % ^e

^a all reactions were run with 2 equivalents of Ba¹⁴CO₃ unless otherwise noted. ^b Yield based upon HPLC purity and radioactivity in the organic extract. ^c Yields reported are based upon aryl substrate. ^d Reaction was run with 1 eq of Ba¹⁴CO₃. ^e prepared from aqueous [¹⁴C]formic acid

In summary, we have developed a protocol for conducting routine Pd-catalyzed [¹⁴C]carbonylation reactions starting from ¹⁴CO₂. This procedure uses an apparatus which is easy to assemble and is much less cumbersome to operate than those of the previously reported methods. Of particular note, the sequence can be implemented without intermediate isolation or further localization of the ¹⁴CO; a feature which should also be advantageous for the production of short lived ¹¹CO for PET ligand synthesis.¹⁰ Additional applications of this [¹⁴C]carbonylation process are under investigation and will be the subject of future publications.

General: Anhydrous solvents were obtained from Aldrich and were dried over 4 Å molecular sieves for at least 24 h prior to use. Pd(dppf)₂Cl₂ was obtained from Aldrich, and Pd(PPh₃)₄ was obtained from Alpha. Analytical HPLC was performed using a Shimadzu HPLC system with LC-10ATVP pumps, SPD-10AVP UV detector, CTO-10ASVP column oven heated to 40 °C, a SCL-10A controller and a Packard Radiomatic™ 150TR flow monitor. ¹H and ¹³C NMR spectra were recorded on a Varian U-400 spectrometer. The reaction products were identified by HPLC comparison with the commercially available material unless otherwise noted using either method A (20 to 60 % MeCN-0.1 % trifluoroacetic acid over 30 min), method B (30 to 70 % MeCN-0.1 % trifluoroacetic acid over 30 min), or method C (53 % MeCN-0.1 % trifluoroacetic acid for 30 min). All HPLC analyses were conducted on a Zorbax SB C-8 column heated to 40 °C and concluded with a 10 min wash of 100 % MeCN.

General procedure for one-pot carbonylation reactions: [¹⁴C]Benzoic acid from Iodobenzene and ¹⁴CO₂:

The apparatus consisted of a three-necked flask connected to a vacuum manifold, a stopcock with a rubber septum, and a 90° bent adapter (see figure). The bent adapter was connected to a one-necked flask which contained the carbonylation solution (the Pd complex, aryl halide, nucleophile, proton scavenger, and solvent).

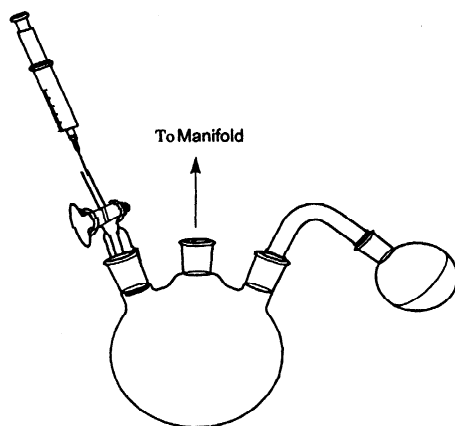


Figure. Depiction of the apparatus used in the one-pot carbonylation procedure.

The three-necked flask and the round-bottom flask were charged with LiBEt₃H (0.8 mL of 1 M solution in THF, 0.8 mmol) and with Pd(dppf)₂Cl₂ (5 mg, 0.0066 mmol), KOAc (50 mg, 0.51 mmol), iodobenzene (69 mg, 0.34 mmol) and DMSO (3 mL) respectively, and both flasks were cooled in liquid nitrogen and evacuated to 0.01 mm Hg. ¹⁴CO₂ (ca 18 mCi) was generated from Ba¹⁴CO₃ (67 mg, 0.34 mmol, 18 mCi, 54 mCi/mmol) and PbCl₂ (669 mg, 2.4 mmol) by heating for ca 5 min with a Bunsen burner.¹¹ The THF solution was warmed to 0 °C and stirred for 2 h followed by slow dropwise addition of H₂SO₄ (21 mL) through the stopcock and septum.¹² The stopcock was closed, and the acidic solution contained within the three-necked flask was stirred at 70 °C for 1 h. The DMSO solution in the one-necked flask was then stirred for 15 h at 85 °C after which the vacuum was released. The solution was diluted with EtOAc (10 mL) and 1 M HCl (5 mL). The organic layer was removed and was then extracted with a saturated aqueous solution of NaHCO₃ (2 X 5 mL). The aqueous extract was acidified to a pH of 2 (determined by pH paper) with 1 M HCl and was extracted with EtOAc (3 X 5 mL) to give 13 mCi of Ph¹⁴CO₂H (72 %). HPLC analysis (method A) of the product showed the radiochemical purity to be 93 %. ¹H NMR (400 MHz, CDCl₃) δ 8.14 (dd, 2H, *J*=8.2, 1.2 Hz), 7.63 (tt, 1H, *J*=7.4, 1.3 Hz), 7.49 (t, 2H, *J*=7.8 Hz).

Methyl [¹⁴C]benzoate: The general one-pot procedure was followed using LiBEt₃H (3 mL of 1M solution in THF, 3.0 mmol), Ba¹⁴CO₃ (390 mg, 1.98 mmol, 2.5 mCi, 1.26 mCi/mmol), PbCl₂ (3.63 g, 13.1 mmol), H₂SO₄ (20 mL), Pd(dppf)₂Cl₂ (8 mg, 0.011 mmol), MeOH (200 μL, 32 mmol), NiPr₂Et (300 μL, 129 mmol), iodobenzene (212 mg, 1.0 mmol) and DMSO (1 mL) to afford 0.94 mCi (71 %) of a brown oil. The oil had an 83 % radiochemical purity by HPLC analysis (method A) and was identical to unlabeled methyl benzoate by ¹H and ¹³C NMR. ¹H NMR (400 MHz, CDCl₃) δ 8.04 (d, 2H, *J*=7.1 Hz), 7.55 (m, 1H), 7.44 (m, 2H), 3.92 (s, 3H). ¹³C NMR (100 MHz, CDCl₃) δ 167.1, 132.9, 130.2, 129.6, 128.3, 52.1.

3-methoxy-4-methyl-[¹⁴C]benzoic acid: The one-pot carbonylation procedure was followed using LiBEt₃H (1 mL of a 1M solution in THF, 1.0 mmol), Ba¹⁴CO₃ (70 mg, 0.35 mmol, 19 mCi, 53 mCi/mmol), PbCl₂ (774 mg, 2.78 mmol), H₂SO₄ (15 mL), Pd(dppf)₂Cl₂ (6 mg, 0.007 mmol), KOAc (51 mg, 0.59 mmol), 4-iodo-2-methoxytoluene (35 mg, 0.14 mmol) and DMSO (1 mL) to give 6.1 mCi (0.12 mmol, 84 % purity, 69 %) of 3-methoxy-4-methyl-[¹⁴C]benzoic acid. The product was characterized by HPLC (method A) and ¹H NMR analysis. ¹H NMR (400 MHz, CDCl₃) δ 7.65 (dd, 1H, *J*=7.7,1.4 Hz), 7.52 (d, 1H, *J*=1.4 Hz), 7.22 (d, 1H, *J*=7.7 Hz), 3.90 (s, 3H), 2.29 (s, 3H)

[¹⁴C]benzaldehyde: The one-pot carbonylation procedure was followed using LiBEt₃H (0.5 mL of a 1 M solution in THF, 0.5 mmol), Ba¹⁴CO₃ (67 mg, 0.34 mmol, 18 mCi, 53 mCi/mmol), PbCl₂ (702 mg, 2.78 mmol) H₂SO₄ (20 mL), Pd(dppf)₂Cl₂ (20 mg, 0.027 mmol), iodobenzene (52 mg, 0.26 mmol) and THF (1 mL). The reaction flask – a two necked flask in this case - was heated at 50 °C for 6 h as a solution of Bu₃SnH (215 mg, 0.74 mmol) in THF (6 mL) was added *via* syringe pump over a period of 6 h through a septum according to the procedure of Stille.¹³ Heating was continued for 12 h. The reaction mixture was diluted with EtOAc (10 mL) and was then washed with 1M HCl (2 X 5 mL) and saturated aqueous solutions of NaHCO₃ (2 X 5 mL) and NaCl (5 mL). The organic layer was dried (MgSO₄) and filtered to give 9.3 mCi which was 99 % pure by HPLC (method A).

Lithium [¹⁴C]Formate from ¹⁴CO₂: A three-necked flask containing LiBEt₃H (1.5 mL of a 1 M solution in THF, 1.5 mmol) was cooled in liquid nitrogen and was evacuated to 0.01 mm Hg. ¹⁴CO₂ was generated from Ba¹⁴CO₃ (104 mg, 0.52 mmol, 28 mCi, 53 mCi/mmol) and PbCl₂ (689 mg, 2.5 mmol) and was condensed into the three-necked flask. The reaction mixture was warmed to 0 °C and was stirred vigorously for 2 h at 0 °C and 2 h at rt. The reaction was halted by the addition of water (2 mL), and the aqueous solution was determined to contain 22 mCi (79%) by liquid scintillation counting.

General procedure for carbonylation from [¹⁴C]formic acid: [¹⁴C]PhCO₂H from Bromobenzene and H¹⁴CO₂H

A three necked flask containing an aqueous solution of H¹⁴CO₂Li (180 μL, 1 mCi, 53 mCi/mmol, 0.019 mmol) and HCO₂H (50 mg, 1.08 mmol) was connected to a vacuum adapter, a stopcock attached to a septum, and a round bottom flask containing bromobenzene (84 mg, 0.53 mmol), KOAc (61 mg, 0.61 mmol), Pd(PPh₃)₄ (20 mg, 0.017 mmol) and DMSO (2 mL) *via* a 90° bent adapter. The flask was evacuated to 0.01 mm Hg, and concentrated H₂SO₄ (12 mL) was added dropwise through the stopcock and septum. The stopcock was closed, and the aqueous solution was heated for 1 h at 70 °C. The other round bottom-flask was heated for 15 h at 70 °C after which the vacuum was released. The DMSO solution was cooled to rt, diluted with CH₂Cl₂ (10 mL), and was acidified with 0.1 % HCl (10 mL). The layers were separated, and the organic layer was washed with 0.1 % HCl (10 mL) and determined to contain 380 μCi (78 %) by liquid scintillation counting. The product was pure by HPLC analysis (method A).

[¹⁴C]3-Indolecarboxylic acid from [¹⁴C]formic acid: The general procedure for carbonylations from formic acid was followed using H¹⁴CO₂Li (3.9 mCi, 0.073 mmol, 53 mCi/mmol) in water (700 μL), H₂SO₄ (15 mL), Pd(PPh₃)₄ (18 mg, 0.016 mmol), KOAc (30 mg, 0.34 mmol), of 3-bromoindole¹⁴ (40 mg, 0.18 mmol) and DMF (1 mL) to give 1.6 mCi (0.030 mmol, 92 % purity, 41 %) of [¹⁴C]3-indolecarboxaldehyde. The product was characterized by HPLC (method A) and ¹H NMR. ¹H NMR (400 MHz, CDCl₃) δ 8.19 (m, 1H), 7.85 (s, 1H) 7.35 (m, 3H).

[¹⁴C]*p*-Methoxybenzophenone: The general procedure for carbonylations from formic acid was followed using H¹⁴CO₂Li (1 mCi, 1.1 mmol, 0.9 mCi/mmol) in water (200 μL), H₂SO₄ (15 mL), PhSnMe₃ (251 mg, 1.04 mmol), *p*-methoxyphenyl trifluoromethylsulfonate¹⁵ (178 mg, 0.74 mmol), Pd(dppf)₂Cl₂ (7 mg, 0.01 mmol), LiCl (70 mg, 1.7 mmol), powdered 4 Å sieves (39 mg), and DMF (1 mL) provided 900 μCi (64 % purity by HPLC analysis using method B) of a brown oil. Purification by flash column chromatography (10:1 Hexane:EtOAc) gave 305 μCi

(68 mg, 46 %) of [¹⁴C]p-methoxybenzophenone which was characterized by ¹H and ¹³C NMR and HPLC (method C). ¹H NMR (400 MHz, CDCl₃) δ 7.81(d, 2H, J=8.9 Hz), 7.74(d, 2H, J=7.1 Hz), 7.54(m, 1H), 7.45(m, 2H), 6.94 (d, 2H, J=8.9 Hz), 3.86(s, 3H). ¹³C NMR (100 MHz, CDCl₃) δ 195.4, 163.1, 138.2, 132.4, 131.8, 130.0, 129.6, 128.1, 113.4, 55.4.

REFERENCES

1. Hegedus L.S. in "Organometallics in Synthesis: a Manual", John Wiley and Sons, ed. Schlosser M., 418 (1994)
2. Bumagin N.A., Bumagina I.G., Kashin A.N. and Beletskaya I.P. *Dokl. Chem. (Eng. Trans.)* **261**: 532 (1981); Goure W.F., Wright M.E., Davis P.D., Labadie S.S. and Stille J.K. *J. Amer. Chem. Soc.* **106**: 6417 (1984)
3. Cassar L., Foa M. and Gardano A. *J. Organomet. Chem.* **121**: C55 (1976)
4. Schoenberg A., Bartoletti I. and Heck R.F. *J. Org. Chem.* **39**: 3318 (1974)
5. Schoenberg A. and Heck R.F. *J. Org. Chem.* **39**: 3327 (1974)
6. [¹⁴C]CO gas purchased from Amersham discolored after a few weeks storage at -30 °C. Use of this [¹⁴C]CO resulted in substantially diminished yields compared to those with freshly purchased material.
7. Huston H.L. and Norris T.H. *J. Amer. Chem. Soc.* **70**: 1968, (1948); Kabalka G.W., Gooch E.E., Collins C.J. and Raaen V.F. *J. Chem. Soc., Chem. Comm.* 607 (1979)
8. Melville D.B., Rachele J.R. and Keller E.B. *J. Biol. Chem.* **169**: 419 (1947); Melville D.B., Pierce J.G. and Partridge C.W.H. *J. Biol. Chem.* **180**: 299 (1949)
9. A 90% conversion based on remaining count in reaction vessel.
10. Methodology for the generation and use ¹¹CO have been previously reported. See Zeisler, S.K., Nader, M., Theobald, A., Oberdorfer, F. *Appl. Rad. Iso.*, **48**: 1091 (1997)
11. Zwiebel N., Turkevich J. and Miller W.W. *J. Amer. Chem. Soc.* **71**: 376 (1949)

12. Extreme caution should be exercised during the addition of conc. H_2SO_4 . In large scale reactions, cooling the reaction flask during acid addition may be advisable.
13. Baillargeon V.P. and Stille J.K. *J. Amer. Chem. Soc.* **108**: 452 (1986)
 14. Amat M., Hadida S., Sathanarayana S. and Bosch J. *Organic Synthesis* **74**: 248 (1996)
 15. Echavarren A.M. and Stille J.K. *J. Amer. Chem. Soc.* **35**: 1557 (1988)